

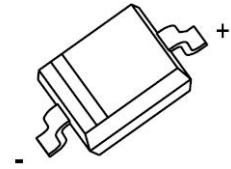


## 1SS355WS FAST SWITCHING DIODE



### FEATURES

- Small surface mounting type
- High speed
- High reliability with high surge current handling capability



MARKING: A

SOD- 323

### Maximum Ratings and Electrical Characteristics, Single Diode @Ta=25°C

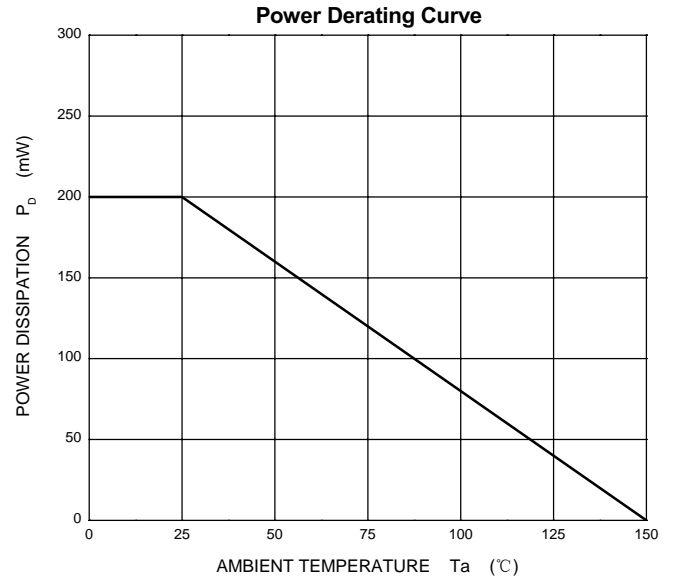
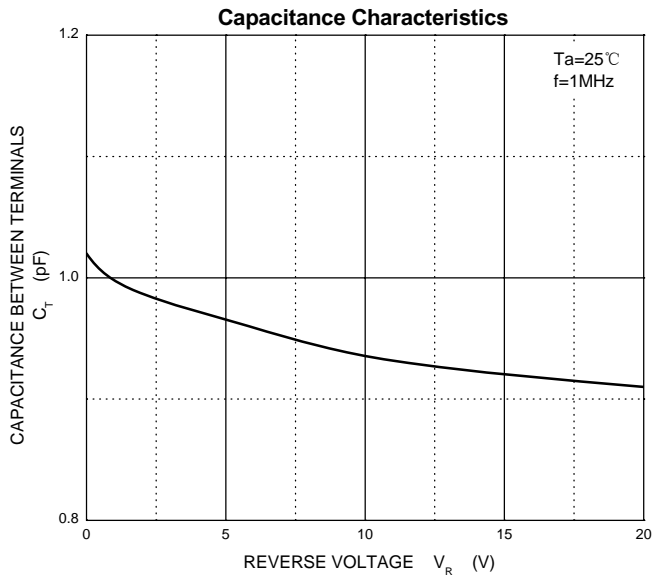
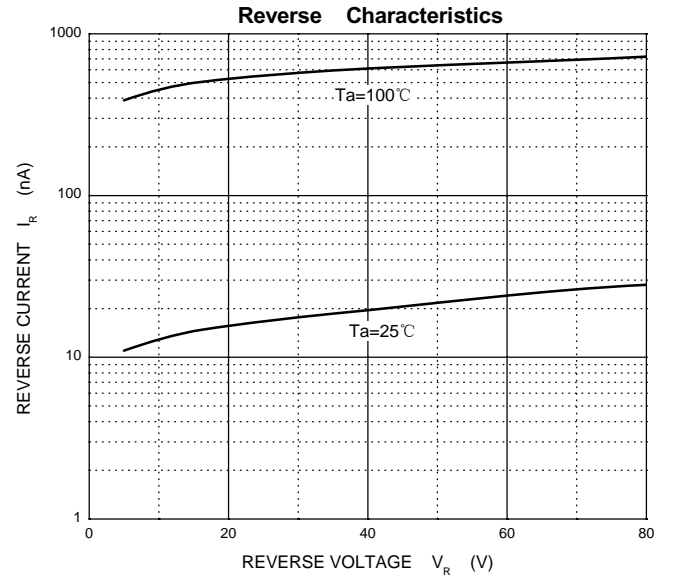
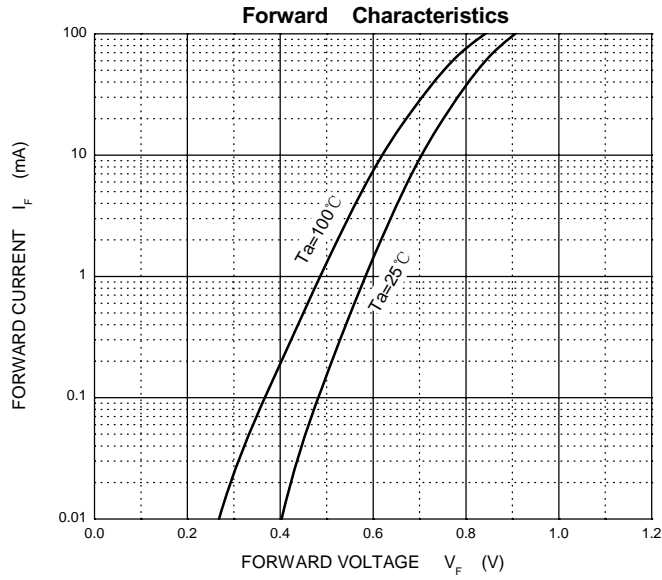
Parameter	Symbol	Limit	Unit
Non-repetitive peak reverse voltage	$V_{RM}$	90	V
DC blocking voltage	$V_R$	80	V
Peak forward current	$I_{FM}$	225	mA
Average rectified output current	$I_O$	100	mA
Non-Repetitive Peak Forward Surge Current @t=8.3ms	$I_{FSM}$	2.0	A
Power Dissipation	$P_D$	200	mW
Thermal Resistance from Junction to Ambient	$R_{\theta JA}$	625	°C/W
Junction temperature	$T_J$	150	°C
Storage temperature	$T_{STG}$	-55~+150	°C

### Electrical Ratings @Ta=25°C

Parameter	Symbol	Min	Typ	Max	Unit	Conditions
Forward voltage	$V_F$			1.2	V	$I_F=100mA$
Reverse current	$I_R$			0.1	$\mu A$	$V_R=80V$
Capacitance between terminals	$C_T$			3	pF	$V_R=0.5V, f=1MHz$
Reverse recovery time	$t_{rr}$			4	ns	$I_F=10mA, V_R=6V, R_L=100\Omega$



## Typical Characteristics





## PACKAGE OUTLINE

Plastic surface mounted package; 2 leads

SOD-323

